






## Seafreight Containers

	Inside length	Inside width	Inside height	Door width	Door height	Capacity	Tare height	Maxi cargo	
	<b>Standard 20' General Purpose (GP)</b>								
	5.90m	2.35m	2.39m	2.34m	2.28m	33.2Cu.m	2,230Kgs	21,770Kgs	
	<b>Standard 40' General Purpose (GP)</b>								
	12.03m	2.35m	2.39m	2.34m	2.28m	67.7Cu.m	3,700Kgs	26,780Kgs	
	Inside length	Inside width	Inside height	Door width	Door height	Capacity	Tare height	Maxi cargo	
	<b>20' Reefer</b>								
	5.42m	2.27m	2.26m	2.25m	2.21m	28.3Cu.m	3,200Kgs	20,800Kgs	
	<b>40' Reefer</b>								
	11.49m	2.27m	2.19m	2.28m	2.15m	57.8Cu.m	4,900Kgs	25,580Kgs	
	<b>40' Reefer (High Cube)</b>								
	11.55m	2.29m	2.50m	2.29m	2.44m	66.6Cu.m	4,500Kgs	25,980Kgs	
	Inside length	Inside width	Inside height	Door width	Door height	Capacity	Tare height	Maxi cargo	
	<b>20' Open Top</b>								
	5.89m	2.31m	2.35m	2.28m	2.18m	32.23Cu.m	2,400Kgs	21,600Kgs	
	<b>40' Open Top</b>								
	12.02m	2.35m	2.34m	2.34m	2.27m	65.5Cu.m	3,850Kgs	26,630Kgs	
	Inside length	Inside width	Inside height	Door width	Door height	Capacity	Tare height	Maxi cargo	
	<b>20' Flat Rack</b>								
	5.62m	2.20m	2.23m	-	-	-	2,530Kgs	21,600Kgs	
	<b>40' Flat Rack</b>								
	12.08m	2.43m	2.10m	-	-	-	5,480Kgs	39,000Kgs	
<b>20' Flat Rack collapsible</b>									
5.61m	2.2m	2.23m	-	-	-	2,750Kgs	27,730Kgs		
<b>40' Flat Rack collapsible (Stak Bed)</b>									
	12.08m	2.12m	2.0m	-	-	-	5,800Kgs	39,000Kgs	
	Inside length	Inside width	Inside height	Door width	Door height	Capacity	Tare height	Maxi cargo	
	<b>20' Platform</b>								
	6.05m	2.43m	2.23m	-	-	-	2,750Kgs	24,000Kgs	
<b>40' Platform</b>									
	12.18m	2.40m	1.95m	-	-	-	5,800Kgs	39,000Kgs	